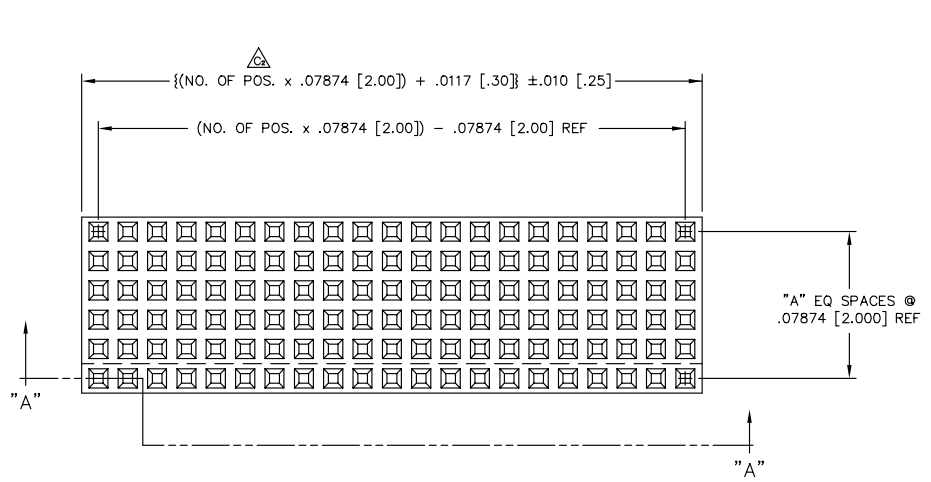


REV. D

PLOT SCALE: 1=-.2

UNLESS OTHERWISE NOTED
 DIMENSIONS ARE IN INCHES TOLERANCES ARE:
 ONE PLACE DECIMALS ± .1[2.5] THREE PLACE DECIMALS ± .005[.127] ANGLES ± 2°
 TWO PLACE DECIMALS ± .01[.25] FOUR PLACE DECIMALS ± .0020[.051]

TITLE: 2MM SOCKET STRIP ASSEMBLY
 DWG NO: SQW-1XX-01-X-X-XXX
 SHEET 1 OF 1



SQW-1XX-01-X-X-XXX

No OF POSITIONS SEE TABLE (PER ROW)
 LEAD STYLE -01
 POLARIZATION OPTION -XXX: INDICATES POSITION POLARIZED (USE PK-07, SEE FIG. 2)
 ROW SPECIFICATION -5: FIVE ROW (USE SQW-XX-5) -6: SIX ROW (USE SQW-XX-6)

PLATING SPECIFICATION
 -F: FLASH SELECTIVE GOLD (USE C-97-01-F)
 -L: LIGHT SELECTIVE GOLD (USE C-97-01-L)
 -G: GOLD (USE C-97-01-G)
 -S: SELECTIVE GOLD (USE C-97-01-S)
 -H: HEAVY GOLD (USE C-97-01-H)

- NOTES:
1. CUT FLASH TO BE .015 [.38] MAX.
 2. NO CUT FLASH ALLOWED IN THE CONTACT HOLES.
 3. CONTACT PUSHOUT FORCE: .5 LB MIN.
 4. \triangle REPRESENTS A CRITICAL DIMENSION.

TABLE 1

ROW	"A"	NO OF POS
-5	4	-02 THRU -50
-6	5	-02 THRU -50

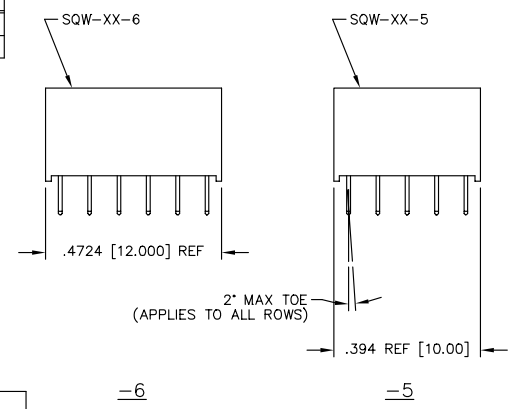
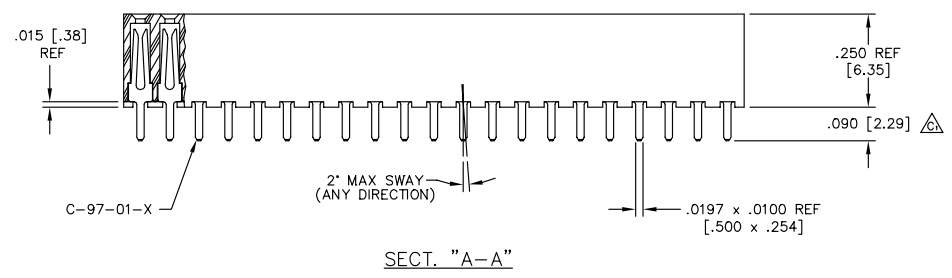


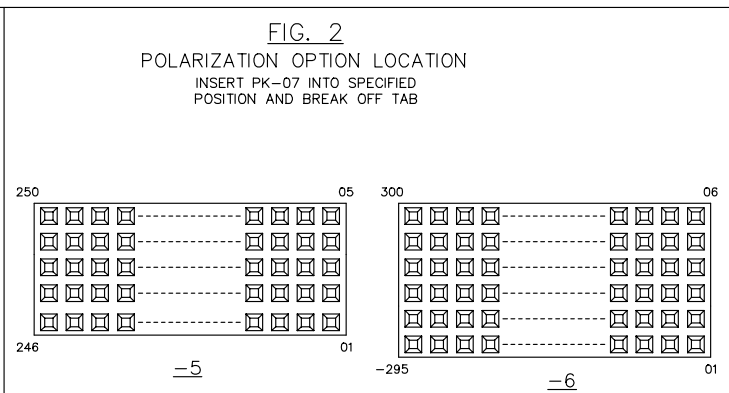
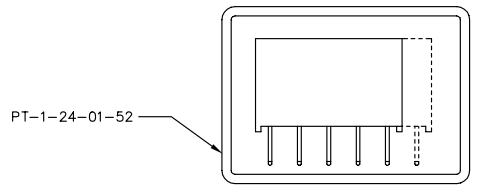
FIG. 1

DO NOT SCALE FROM THIS PRINT

PACKAGING VIEW

TABLE 2

ROW	No OF POS	PKG TUBE	TUBE PLUG
-5	-02-50	PT-1-24-01-52	TP-13
-6	-02-50	PT-1-24-01-52	TP-13



PROPRIETARY NOTE
 THIS DOCUMENT CONTAINS INFORMATION CONFIDENTIAL AND PROPRIETARY TO SAMTEC INC. AND SHALL NOT BE REPRODUCED OR TRANSFERRED TO OTHER DOCUMENTS OR DISCLOSED TO OTHERS OR USED FOR ANY PURPOSE OTHER THAN THAT FOR WHICH IT WAS OBTAINED WITHOUT THE EXPRESSED WRITTEN CONSENT OF SAMTEC INC.

samtec

810 PROGRESS BLVD. NEW ALBANY, INDIANA 47150
 PHONE (812) 944-6733 P.O. BOX 1147
 CODE 55322

MADE BY: BURRESS 8-19-97
 SQW-1XX-01-X-X-XXX
 SHEET 1 OF 1